



**European
Reference
Network**

for rare or low prevalence
complex diseases



Network

Neurological Diseases
(ERN-RND)

REGISTRATION GUIDE CLINICAL PATIENT MANAGEMENT SYSTEM





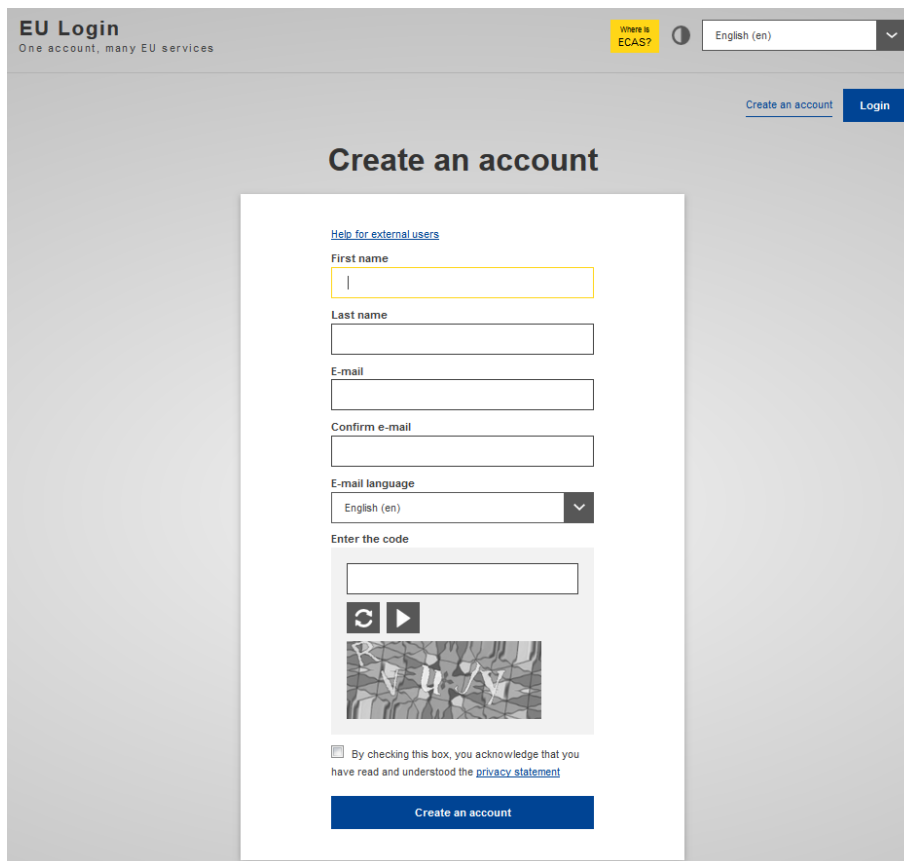
CPMS Registration – 2 steps

2

- 1. Create an EU-Login:

<https://webgate.ec.europa.eu/cas/eim/external/register.cgi>

- 2. Request access to CPMS (one among many information tools of the EU)



The screenshot shows the 'EU Login' registration page. At the top, it says 'EU Login' and 'One account, many EU services'. There is a language selector set to 'English (en)' and a 'Where is ECAS?' link. Below this are links for 'Create an account' and 'Login'. The main heading is 'Create an account'. A link for 'Help for external users' is provided. The form fields include: 'First name' (with a yellow border), 'Last name', 'E-mail', 'Confirm e-mail', 'E-mail language' (set to 'English (en)'), and 'Enter the code' (with a refresh button and a CAPTCHA image). At the bottom, there is a checkbox for 'By checking this box, you acknowledge that you have read and understood the [privacy statement](#)' and a 'Create an account' button.



CPMS Registration – 2 steps



3

- ❑ 1. EU-Login ✓
- ❑ **2.** Request access to CPMS: <https://cpms.ern-net.eu/login/>

Clinical Patient Management System (CPMS)

IT Platform for Clinical Consultations between ERN Members

The CPMS aims at supporting ERNs in improving the diagnosis and treatment of rare or low prevalence complex diseases across national borders of Member States in Europe.


The CPMS is a secure Software as a Service (SaaS) that enables health professionals to enroll patients using comprehensive data models. Health professionals can use the CPMS to collaborate actively and share patient within and across ERNs.

The CPMS is supported by Virtual Communication Tools and DICOM viewers to facilitate the interaction between clinicians. Reporting tools are among the functionality of the system to seamlessly empower users to generate reports of interest for administrative and clinical purposes.

The site may change as we endeavour to incorporate suggestions from our Clinical Advisors, particularly in the area of Graphics and Reporting.

Supported Browsers

Please make sure you are using the latest version of **Google Chrome** to avail of all CPMS functionalities.



Secure Login

You can Login to the CPMS ERN through the EU Login Authentication Service.

[Login via EU Login](#)

- Video: [Getting Set-Up and Logged In to CPMS](#)
- Only ERN members and ERN guest users can be authorised users of the CPMS.
- To access the CPMS you need to have an EU login. To create an EU login, [click here](#).
- To request authorisation to use the CPMS, [click here](#).
- To request access to the ERN Collaborative Platform (ECP) to exchange non clinical data with the other members of your ERN, [click here](#).
- For more information on the European Reference Networks, please visit ec.europa.eu.



CPMS access request



4

- Select the CPMS application



Saas - Authorization System

[Privacy Statement](#)

[Support](#)



[Logout](#)

English (en)



[European Commission](#) > DG Health and Food Safety > Saas

Home

Request access

User Data details

Select an application





CPMS access request



5

□ Select the CPMS application

European Commission > DG Health & Food Safety

Home

Request access

User Data

The Commission shall process personal data in accordance with Regulation (EU) 2018/1725 on the protection of individuals with regard to the processing of personal data by the Commission and on the free movement of such data.

New application access

1 Select application

2

Application

Cancel

[No value selected]

AAC

AAC - Food Fraud

BP-Portal

Cosmetic Products Notification Portal

Cosmetic Products Notification Portal (readonly)

CPMS

EIPAHA

Eucg reporting

EUCoding

European Reference Networks

EUROPHYT

Food Labelling Information System

Food System - CAP

FOREMATIS

Heads of Food Agencies

Health Policy Forum

Heidi Wiki

Heli

IDB

CPMS

Support

Logout

English (en)

and Submission

Step 2 : select an organisation →



CPMS access request

6

























□ Select organisation

New application access

1 Select application 2 **Select organisation** 3 Select access profile 4 Recap and Submission

*Organisations

25 records per page Search:

	<input type="radio"/> BOND - Bone Disorders	Details
	<input type="radio"/> CRANIO - Craniofacial anomalies and ear, nose and throat disorders	Details
	<input type="radio"/> ERKNet - Kidney Diseases	Details
	<input type="radio"/> ERN-EYE - Eye Diseases	Details
	<input type="radio"/> ERN-LUNG - Respiratory Diseases	Details
	<input checked="" type="radio"/> ERN-RND - Neurological Diseases	Details
	<input type="radio"/> ERN-SKIN - Skin Disorders	Details
	<input type="radio"/> ERNICA - Inherited and Congenital Anomalies	Details
	<input type="radio"/> EURACAN - Adult Cancers	Details
	<input type="radio"/> EURO-NMD - Neuromuscular Diseases	Details
	<input type="radio"/> Endo-ERN - Endocrine Conditions	Details
	<input type="radio"/> EpicARE - Epilepsies	Details
	<input type="radio"/> EuroBloodNet - Hematological Diseases	Details
	<input type="radio"/> GENTURIS - Genetic Tumour Risk Syndromes	Details
	<input type="radio"/> GUARD-HEART - Heart Diseases	Details
	<input type="radio"/> ITHACA - Intellectual Disability and Congenital Malformations	Details
	<input type="radio"/> MetabERN - Hereditary Metabolic Disorders	Details
	<input type="radio"/> PaedCAN - Paediatric Cancer	Details
	<input type="radio"/> RARE-LIVER - Hepatological Diseases	Details
	<input type="radio"/> RITA - Immunodeficiency, Autoinflammatory and Autoimmune Diseases	Details
	<input type="radio"/> ReCONNET - Connective Tissue and Musculoskeletal Diseases	Details
	<input type="radio"/> TRANSPLANTCHILD - Transplantation in Children	Details
	<input type="radio"/> VASCERN - Vascular Diseases	Details
	<input type="radio"/> eUROGEN - Urogenital Diseases	Details

Choose 'ERN-RND' then click ,open'



CPMS access request

7

□ Select country

New application access

1 Select application 2 **Select organisation** 3 Select access profile 4 Recap and Submission

*Organisations

25 records per page

Search:

← Up / ERN-RND - Neurological Diseases

Open	<input type="radio"/> Belgium	Details
Open	<input type="radio"/> Bulgaria	Details
Open	<input type="radio"/> Czech Republic	Details
Open	<input type="radio"/> France	Details
Open	<input checked="" type="radio"/> Germany	Details
Open	<input type="radio"/> Hungary	Details
Open	<input type="radio"/> Italy	Details
Open	<input type="radio"/> Lithuania	Details
Open	<input type="radio"/> Netherlands	Details
Open	<input type="radio"/> Poland	Details
Open	<input type="radio"/> Slovenia	Details
Open	<input type="radio"/> Spain	Details
Open	<input type="radio"/> United Kingdom	Details

Showing 1 to 13 of 13 entries

« 1 »

Choose 'Country',
then click ,open'





CPMS access request



8

Select Institution

New application access

1 Select application

2 Select organisation

3 Select access profile

4 Recap and Submission

*Organisations

25 records per page

Search:

← Up / ERN-RND - Neurological Diseases / Germany

☐ 0000 Guest Access

Details

☐ DE03 - Klinikum der Universität München

Details

☒ DE22 - Universitätsklinikum Tübingen

Details

☐ DE30 - Universitätsklinikum Bonn

Details

☐ DE36 - Universitätsklinikum Ulm

Details

☐ DE42 - Universitätsklinikum Schleswig-Holstein

Details

Showing 1 to 6 of 6 entries

«

1

»

Organisation marked with (request submitted) can already be used to request access.

← Step 1 : select an application

Cancel

Step 3 : select an access profile →

1. Choose your institution
→

2. Proceed to step 3
↓



CPMS access request



9

□ Select access profile


New application access

1 Select application 2 Select organisation 3 Select access profile 4 Recap and Submission

*Access Profile

Name	Status	Description
<input type="checkbox"/> Coordinator		handles requests for assistance from ERN and has access to KPIs
<input type="checkbox"/> Dispatcher		handles requests for assistance on behalf of Coordinator
<input type="checkbox"/> HP		healthcare professional available to participate in or lead panels
<input type="checkbox"/> Researcher		can create or consult queries or reports on the anonymised data from the ERN

1. Choose 'HP-
Healthcare professional'



2. Proceed to step 4



← Step 2 : select an organisation

Cancel

Step 4 : type a comment →



CPMS access request

10

- Submit the request

New application access

1 Select application

2 Select organisation

3 Select access profile

4 Recap and Submission

Summary

Application

CPMS

Organisation

DE22 - Universitätsklinikum Tübingen

Access Profile

healthcare professional

Comments

It would be useful is to write your speciality:
e.g. Geneticist / pediatric neurologist / neuroradiologist

Before submitting

A request to get access to an application will be validated by the administrators, this is a manual process and can take a few days.

← Step 3 : select an access profile

Cancel

Submit request access




CPMS login (credentials)

11

- Once you have submitted the request it takes about 2-3 days until your request has been approved and your account has been activated.
- The CPMS login (user authentication) is a 3-factor authentication (e.g. email + password + SMS). This kind of identity management checks if the account is related to a real person not to a robot.
- In order that the CPMS 'knows' you, you have to enter your mobile phone number in your EU-account:

<http://ec.europa.eu/research/participants/portal/desktop/en/home.html>





EU -Account (mobile phone)



12

- Go to 'My Account' and enter your mobile number in the section 'Manage my mobile phone numbers'

RESEARCH & INNOVATION

Participant Portal

European Commission > Research & Innovation > Participant Portal > Home

MY AREA HOME FUNDING OPPORTUNITIES HOW TO PARTICIPATE PROJECTS & RESULTS EXPERTS SUPPORT

My Organisation(s)
My Proposal(s)
My Project(s)
My Audit(s)
My Notification(s)
My Formal Notification(s)
My Expert Area

Horizon 2020

On this site you can find and secure **funding** for projects under the following EU programmes:

- 2014-2020 Horizon 2020 - research and innovation framework programme
- 2007-2013 7th research framework programme (FP7) and Competitiveness & Innovation Programme (CIP)
- 3rd Health Programme, Asylum, Migration and Integration Fund, Consumer Programme, COSME, European Statistical Programme, Hercule III Programme, Internal Security Fund Borders, Internal Security Fund Police, Justice Programme, Pilot Projects and Preparatory Actions, Promotion of Agricultural Products Programme, Research Fund for Coal & Steel, Rights, Equality and Citizenship Programme and Union Civil Protection Mechanism

Non-registered users

- search for funding
- read the H2020 Online Manual & download the legal documents
- check if an organisation is already registered
- contact our support services or check our FAQs

Registered users

- submit your proposal
- sign the grant
- manage your project throughout its lifecycle
- register as expert advising the Commission

WHAT'S NEW? FUNDING OPPORTUNITIES HOW TO PARTICIPATE WORK AS AN EXPERT MY PERSONAL AREA INFORMATION AND SUPPORT

EU Login

One account, many EU services

Where is ECAS? English (en)

My Account

- My account details
- Modify my personal data
- Delete my account
- Manage my mobile devices
- Manage my mobile phone numbers
- Link my eID
- Display my sessions



- To login into CPMS go to: <https://cpms.ern-net.eu/login/>



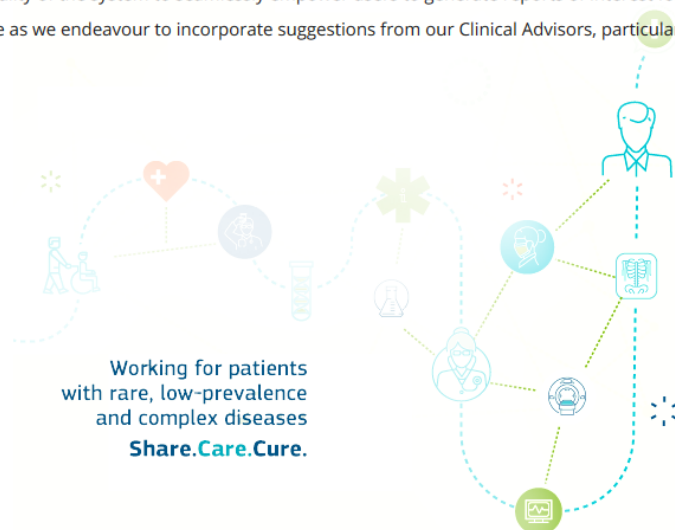
Clinical Patient Management System (CPMS)

The CPMS aims at supporting ERNs in improving the diagnosis and treatment of rare or low prevalence complex diseases across national borders of Member States in Europe.

The CPMS is a secure Software as a Service (SaaS) that enables health professionals to enroll patients using comprehensive data models. Health professionals can use the CPMS to collaborate actively and share patient within and across ERNs.

The CPMS is supported by Virtual Communication Tools and DICOM viewers to facilitate the interaction between clinicians. Reporting tools are among the functionality of the system to seamlessly empower users to generate reports of interest for administrative and clinical purposes.

The site may change as we endeavour to incorporate suggestions from our Clinical Advisors, particularly in the area of Graphics and Reporting.



Secure Login

You can Login to the CPMS ERN through the EU Login Authentication Service.

[Login via EU Login](#)

- Only authenticated users (EU Login) can access or request access to CPMS. To create an EU Login [click here](#).
- Only authorised users (SAAS) can access CPMS. To request authorisation to use CPMS [click here](#).
- To access or request access to the ERN Collaborative Platform (ECP) [click here](#).
- For more information about the European Reference Networks for Rare Disease, please visit ec.europa.eu.



CPMS login (credentials)

14

First authentication (email address + password)

ERN-CPMS requires you to authenticate

Sign in to continue

Welcome back

→ **Your-email@address.com**
(External)

[Sign in with a different e-mail address?](#)

Password

→

[Lost your password?](#)

Choose your verification method

Mobile Phone + SMS



Mobile phone

→

International format including country code, e.g. for Belgium: +32 123 45 67 89

Sign in

Second authentication (Mobile phone number + SMS challenge)

ERN-CPMS requires you to authenticate

Sign in to continue

Authentication by SMS text challenge

Enter the *challenge* sent to your mobile phone by SMS text message. It might take several minutes for the message to reach your mobile phone.

Mobile phone number

SMS text challenge

- -

Sign in



CPMS Preferences (Thematic Areas)



15

- The first time you login, please fill the thematic areas you are interested in. This doesn't mean that you have to participate in all of them, but you will be informed if case discussions take place and can decide if you would like to participate.
- Go to ERN Dashboard → 'Preferences' → Select the thematic areas of your interest

European Reference Networks | ERN | ERN-RND - Neurological Diseases

Centre **ERN** Map ⓘ rndhpuser5 testuser

✱ ERN-RND - Neurological Diseases USER: rndhpuser5 testuser

Dashboard
Panels
Tasklist
My Meetings
Webinars

2. Preferences

My Preferences

My professional role: Surgeon

Thematic Area

	I wish to participate
	<input type="checkbox"/> Select all
Atypical parkinsonian syndromes: Genetic PD, Multisystem Atrophy, Progressive Supranuclear Palsy, Corticobasal degeneration	<input type="checkbox"/>
Cerebellar Ataxias and Spastic Paraplegias	<input checked="" type="checkbox"/>
Choreas and Huntington's Disease	<input checked="" type="checkbox"/>
Dystonias, paroxysmal disorders (nonepileptical ones) and Neurodegeneration with Brain Iron Accumulation	<input type="checkbox"/>
Frontotemporal dementia	<input checked="" type="checkbox"/>
Leukodystrophies	<input checked="" type="checkbox"/>

3.

4.

Update My Preferences